

NAKP 2.92mm to SMP

Features:
* Low VSWR

Applications:
* Wireless
* Transmitter
* Laboratory Test
* Radar



Electrical

Frequency: DC~40GHz
VSWR: 1.25 max.
Impedance: 50Ω

Mechanical

RF Connectors: 2.92mm
SMP
Mating Life Cycle: 500 cycles
Outer Conductor: SUS303 Stainless Steel, Gold Plated Beryllium Copper
Dielectric: PEI
Inner Conductor: Gold Plated Beryllium Copper

Environmental

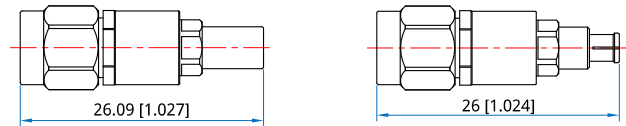
Temperature: -60~+165°C

How To Order

- NAKP-MM** - 2.92mm (m) to SMP (m), Outline A
- NAKP-MF** - 2.92mm (m) to SMP (f), Outline B
- NAKP-FM** - 2.92mm (f) to SMP (m), Outline C
- NAKP-FF** - 2.92mm (f) to SMP (f), Outline D
- NAKPL-FM** - 2.92mm (f) to SMP (m), flange mount, Outline E

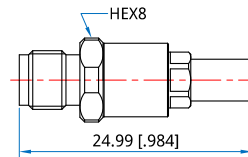
Customization is available upon request.

Outline Drawings

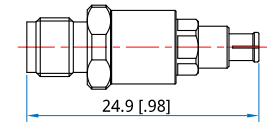


Outline A

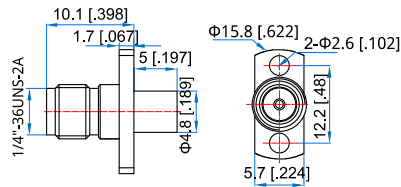
Outline B



Outline C



Outline D



Outline E

Unit: mm [in]
Tolerance: ±0.2mm [±0.008in]