


NAV3

1.85mm to 3.5mm

Features:
* Low VSWR

Applications:
* Wireless
* Transmitter
* Laboratory Test
* Radar



Electrical

Frequency: DC~33GHz
VSWR: 1.15 max.
Impedance: 50Ω

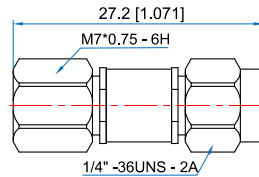
Mechanical

RF Connectors: 1.85mm
3.5mm
Mating Life Cycle: 2000 cycles
Outer Conductor: Passivated SUS303 Stainless Steel
Dielectric: PEI
Inner Conductor: Gold Plated Beryllium Copper

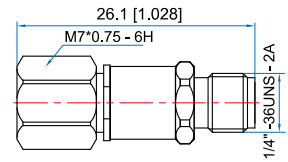
Environmental

Temperature: -55~+125°C

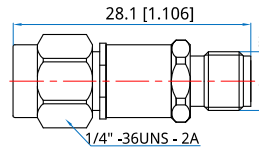
Outline Drawings



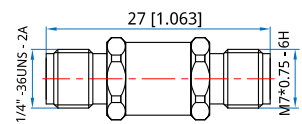
Outline A



Outline B



Outline C



Outline D

Unit: mm [in]

Tolerance: ±0.2mm [±0.008in]

How To Order

NAV3-MM - 1.85mm (m) to 3.5mm (m), Outline A

NAV3-MF - 1.85mm (m) to 3.5mm (f), Outline B

NAV3-FM - 1.85mm (f) to 3.5mm (m), Outline C

NAV3-FF - 1.85mm (f) to 3.5mm (f), Outline D

Customization is available upon request.