

NMS6KH

DC~43.5GHz, SP3T~SP6T

- | | |
|----------------------|-------------------|
| Features: | Applications: |
| * Low VSWR | * Wireless |
| * Low Insertion Loss | * Transmitter |
| * High Isolation | * Laboratory Test |
| | * Radar |

Electrical

Frequency: DC~40GHz
 Impedance: 50Ω

Model	Frequency range (GHz)	Insertion Loss (dB)	Isolation (dB)	VSWR
NMS6KH-40	DC-26.5	0.50	80	1.35
	26.5-40	0.70	70	1.40
NMS6KH-43.5	DC-40	0.50	80	1.35
	40-43.5	1.10	60	1.55

Voltage *1(V)	+12	+24	+28
Current (mA) Normally Open	300	150	140

[1] The voltage can be selected according to user requirements.

Mechanical

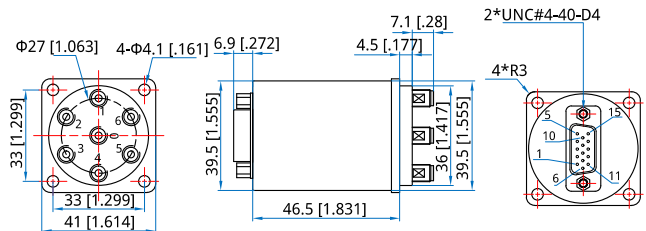
Size*2:	46.5*41*41mm 1.831*1.614*1.614in
Switching Sequence:	Break before Make
Switching Time:	15mS max.
Operation Life:	2M Cycles
Vibration (operating):	20-2000Hz, 10G RMS
Mechanical Shock (non-operating):	30G, 1/2sine, 11mS
RF Connectors:	2.92mm Female
Power Supply & Control Interface Connectors:	D-Sub 15
Mounting:	4-Φ4.1mm through-hole

[2] Exclude connectors.

Environmental

Temperature:	-25~+65°C
Extended Temperature:	-45~+85°C

Outline Drawings



Unit: mm [in]
 Tolerance: ±0.5mm [±0.02in]

Additional Options

- TTL: T
- Indicators: I
- Extended Temperature: Z
- Positive Common
- Waterproof Sealing Type

How To Order

- NMSVKH-F-WXYZ**
- V: 3~6 (SP3T~SP6T)
 - F: Frequency in GHz
 - W: Actuator Type. Normally Open: 3.
 - X: Voltage. +12V: E, +24V: K, +28V: M.
 - Y: Power Interface. D-Sub: 1.
 - Z: Additional Options.

Examples:

To order a SP4T switch, High performanceDC-40GHz, Normally Open, +12V, D-Sub, TTL, Indicators, specify NMS4KH-18-3E1TI.

Customization is available upon request.

Pin Numbering

Normally Open

Pin	Function	Pin	Function
1~6	V1~V6	14	Indicator (Com)
7	COM	15	NC
8~13	Indicator (1~6)		

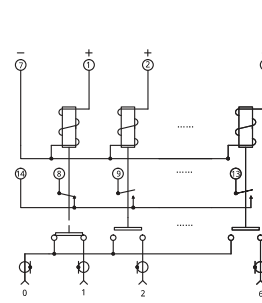
Normally Open&TTL

Pin	Function	Pin	Function
1~6	A1~A6	9~14	Indicator (1~6)
7	VDC	15	Indicator (Com)
8	COM		

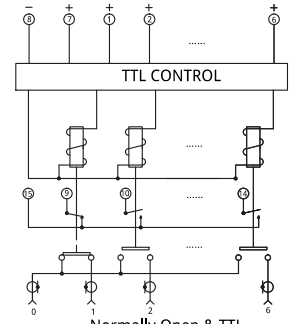
Port

SP3T	1, 3, 5	SP5T	1~5
SP4T	2~3, 5~6	SP6T	1~6

Driving Schematic Diagram



Normally Open



Normally Open & TTL