

### NCT40R5

DC~40GHz, 0.5W

Features:  
\* Low VSWR  
\* Broadband

Applications:  
\* Transmitters  
\* Antennas  
\* Laboratory Test  
\* Impedance Matching

#### Electrical

Frequency Range: DC~40GHz  
Average Power: 0.5W  
Impedance: 50Ω

#### VSWR

Frequency (GHz)	2.92mm	SSMA	SMP	SSMP
DC~18	1.25	1.3	1.2	1.2
DC~26.5	1.25	1.3	1.3	1.3
DC~40	1.25	1.3	1.4	1.5

#### Mechanical

Connectors: 2.92mm, SSMA, SMP, SSMP

#### Environmental

Temperature: -55~+125°C

#### How To Order

**NCT40R5-X-Y**  
X: Frequency in GHz  
Y: Connector type

Connector naming rules:

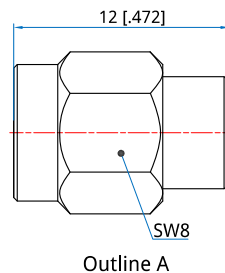
- K - 2.92mm male (Outline A)
- KF - 2.92mm female (Outline B)
- A - SSMA male (Outline C)
- AF - SSMA female (Outline D)
- P - SMP male (Outline E)
- PF - SMP female (Outline F)
- G - SSMP male (Outline G)
- GF - SSMP female (Outline H)

Examples:

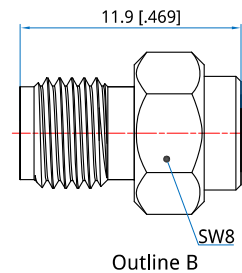
To order a termination, DC-40GHz, 2.92mm male, specify NCT40R5-40-K.

Customization is available upon request.

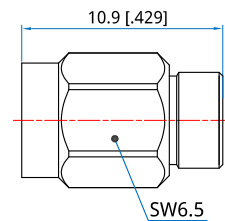
#### Outline Drawings



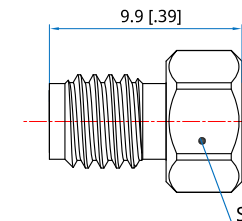
Outline A



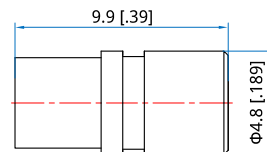
Outline B



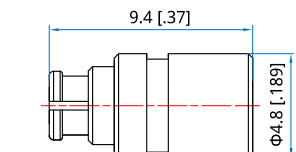
Outline C



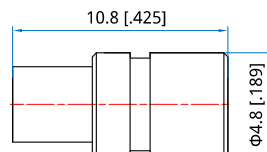
Outline D



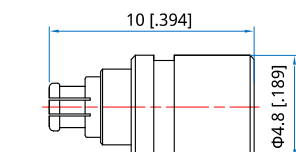
Outline E



Outline F



Outline G



Outline H

Unit: mm [in]  
Tolerance: ±0.2mm [±0.008in]