

NMPS10

10.2°/GHz, DC~26.5GHz

Features:

- * Low Insertion Loss
- * High Power
- * High Reliable

Applications:

- * Laboratory Test
- * Transmitter
- * Instrumentation
- * Wireless

Electrical

Frequency:	DC~26.5GHz
VSWR:	1.3 max.
Insertion Loss:	0.8dB max.
Phase Adjustment:	10.2°/GHz max.
Impedance:	50Ω

Mechanical

RF Connectors:	SMA
Outer Conductor:	Passivated stainless steel
Dielectric:	PEI or PTFE
Inner Conductor:	Gold plated beryllium copper

Environmental

Operation Temperature:	-55~+125°C
------------------------	------------

How To Order

NMPS10-X-Y

X: Frequency in GHz

Y: Connector type

Connector naming rules:

SSF - SMA Male and Female (Outline A)

SFSF - SMA Female (Outline B)

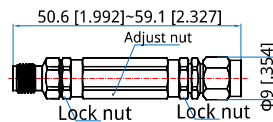
SS - SMA Male (Outline C)

Examples:

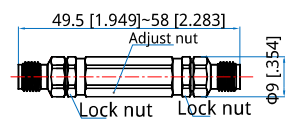
To order a phase shifter, DC~ 26.5GHz, SMA male to SMA female, specify NMPS10-26.5-SSF.

Customization is available upon request.

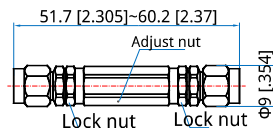
Outline Drawings



Outline A



Outline B



Outline C

Unit: mm [in]

Tolerance: ±0.2mm [±0.008in]

Usage

6. Tighten the lock nuts.
7. Connect both ends to cables.
8. Release the lock nuts.
9. Turn the adjust nut to adjust phase.
10. Tighten the lock nuts.