

NMPS5

5.4°/GHz, DC~40GHz

Features:

- * Low Insertion Loss
- * High Power
- * High Reliable

Applications:

- * Laboratory Test
- * Transmitter
- * Instrumentation
- * Wireless

Electrical

Frequency:	DC~40GHz
VSWR:	1.5 max.
Insertion Loss:	0.8dB max.
Phase Adjustment:	5.4°/GHz max.
Impedance:	50Ω

Mechanical

RF Connectors:	2.92mm
Outer Conductor:	Passivated stainless steel
Dielectric:	PEI or PTFE
Inner Conductor:	Gold plated beryllium copper

Environmental

Operation Temperature: -55~+125°C

How To Order

NMPS5-X-Y

X: Frequency in GHz

Y: Connector type

Connector naming rules:

KKF - 2.92mm Male and Female (Outline A)

KFKF - 2.92mm Female (Outline B)

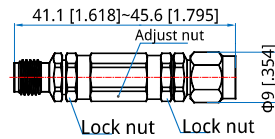
KK - 2.92mm Male (Outline C)

Examples:

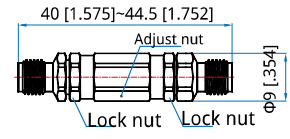
To order a phase shifter, DC-40GHz, 2.92mm male to 2.92mm female, specify NMPS5-40-KKF.

Customization is available upon request.

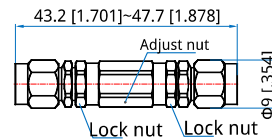
Outline Drawings



Outline A



Outline B



Outline C

Unit: mm [in]

Tolerance: ±0.2mm [±0.008in]

Usage

1. Tighten the lock nuts.
2. Connect both ends to cables.
3. Release the lock nuts.
4. Turn the adjust nut to adjust phase.
5. Tighten the lock nuts.